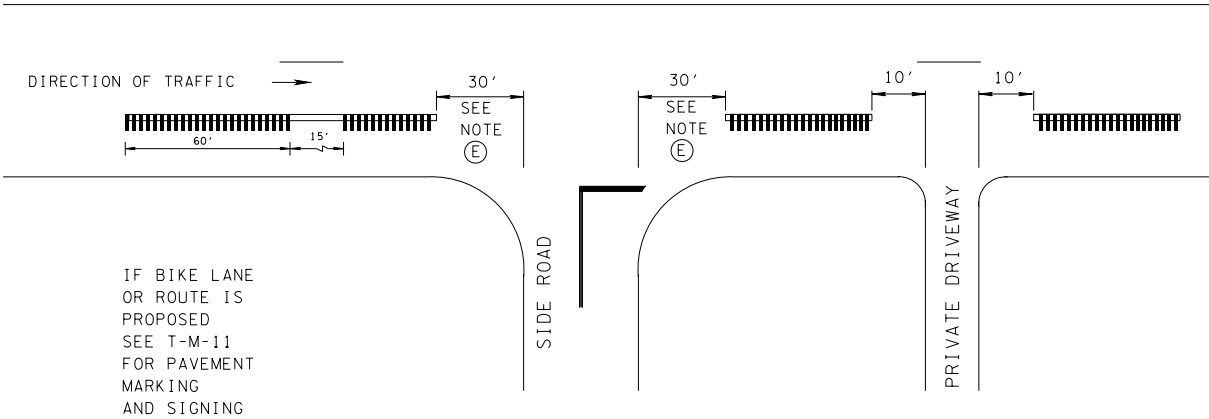


TYPICAL RUMBLE STRIPE INSTALLATION DETAILS
FOR NON-ACCESS CONTROLLED ROUTES

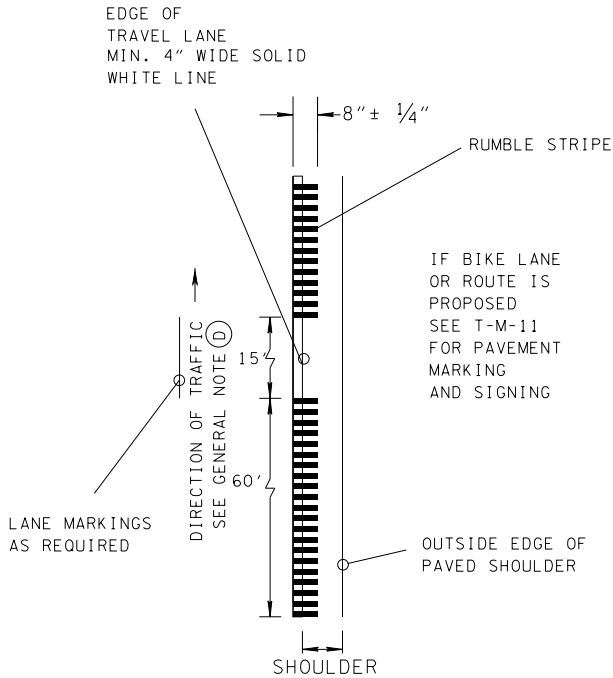
REV. 1-30-15: REVISED RUMBLE STRIPE SPACING.

REV. 11-1-11: CHANGED GENERAL NOTES (E), (F), AND (G) DELETED T-M-11A. ADDED BIKE SYMBOL/ARROW SHARED LANE MARKING DETAILS AND ADDED GENERAL NOTE (H) AND (I).

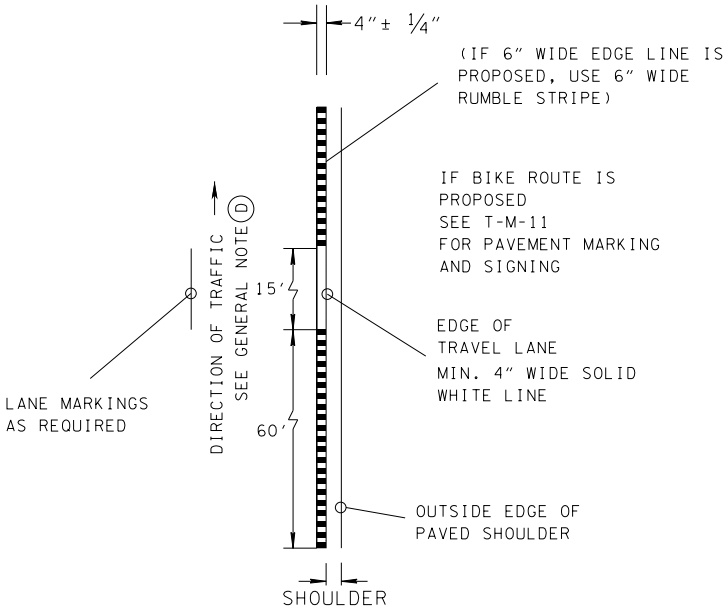
REV. 12-1-14: REVISED RUMBLE STRIPE SPACING ADDED REFERENCE TO T-M-11.



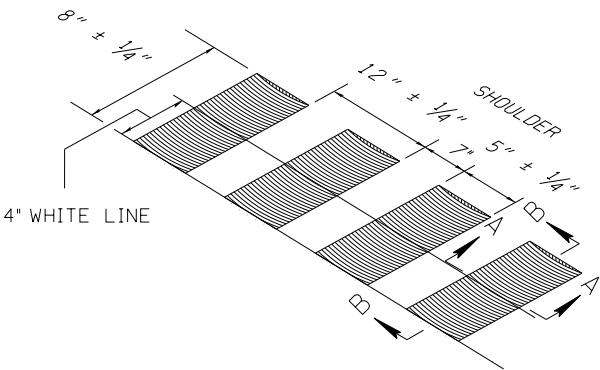
SIDE ROAD AND DRIVEWAY
RUMBLE STRIPE INSTALLATION DETAILS



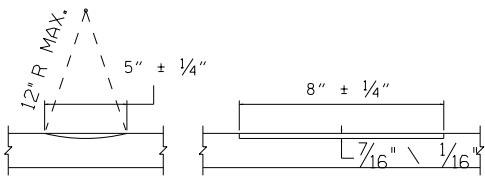
AVAILABLE PAVED SHOULDER
WIDTH 2' OR GREATER



AVAILABLE PAVED SHOULDER WIDTH 0' - 2'



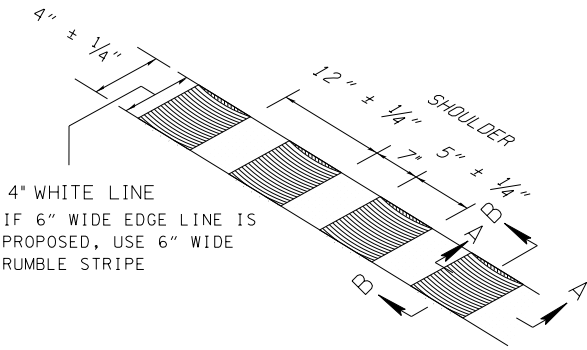
ISOMETRIC VIEW



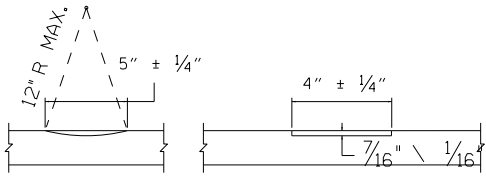
SECTION A-A

SECTION B-B

TYPICAL 8" WIDE RUMBLE STRIPE INSTALLATION



ISOMETRIC VIEW



SECTION A-A

SECTION B-B

TYPICAL 4" WIDE RUMBLE STRIPE INSTALLATION

NOTE:
4" WIDE RUMBLE IS NOT A PREFERRED APPLICATION IT SHOULD BE USED IN LOCATIONS WHERE NO SHOULDER IS AVAILABLE AND RUMBLE STRIP IS REQUIRED FOR A SAFETY UPGRADE.

RUMBLE STRIPE GENERAL NOTES	
(A)	WHEN RUMBLE STRIPES ARE USED ON NON-ACCESS CONTROLLED FACILITIES, THEY SHOULD BE DISCONTINUED IN ADVANCE OF DRIVEWAYS, INTERSECTIONS, AND MEDIAN OPENINGS.
(B)	MILLED-IN RUMBLE STRIPE WITH 5" ± 1/4" GROOVES, 7/16" ± 1/16" DEEP, ON 12" ± 1/4" SPACING.
(C)	WHEN RUMBLE STRIPES ARE INSTALLED ON ACCESS CONTROLLED ROUTES, THE RUMBLE STRIPE IS TO BE INSTALLED CONTINUOUSLY WITHOUT THE 15' GAP. RUMBLE STRIPE WIDTH SHALL BE 16" WIDE AS DETAILED ON STD. DWG. T-M-15.
(D)	A 15 FOOT LONG GAP BETWEEN 60 FOOT LONG SECTIONS OF RUMBLE STRIPES IS REQUIRED TO ACCOMMODATE BICYCLES.
(E)	WHEN THE SIDE ROAD RADIUS IS GREATER THAN 30', RUMBLE STRIPE APPLICATION SHOULD BE DISCONTINUED 50' IN ADVANCE.
(F)	RUMBLE STRIPE INSTALLATION SHALL BE PAID UNDER THE FOLLOWING ITEM NUMBERS 411-12.03. SCORING FOR RUMBLE STRIPE (NON-CONTINUOUS) (8" WIDTH) PER L.M. 411-12.04. SCORING FOR RUMBLE STRIPE (NON-CONTINUOUS) (4" WIDTH) PER L.M.
(G)	THE COLOR OF AN EDGE LINE OR CENTER LINE ASSOCIATED WITH LONGITUDINAL RUMBLE STRIPE SHALL BE ACCORDANCE WITH SECTION 3A.05 OF THE MUTCD.

STATE OF TENNESSEE
DEPARTMENT OF TRANSPORTATION

ASPHALT SHOULDER
RUMBLE STRIPE
INSTALLATION DETAILS
FOR NON-ACCESS
CONTROLLED ROUTES

12-1-09 T-M-16